

# IFloor 1

Indoor Floor Tile LED Screen-P2.5, P2.6, P2.9, P3.9, P4.8,P5.2,P6.25




 Stable mask


 Interactivity

 IP54

 High load-bearing capacity

 Fast and Easy Maintenance

 1500nits-1800nits

 1920Hz ~ 3840Hz

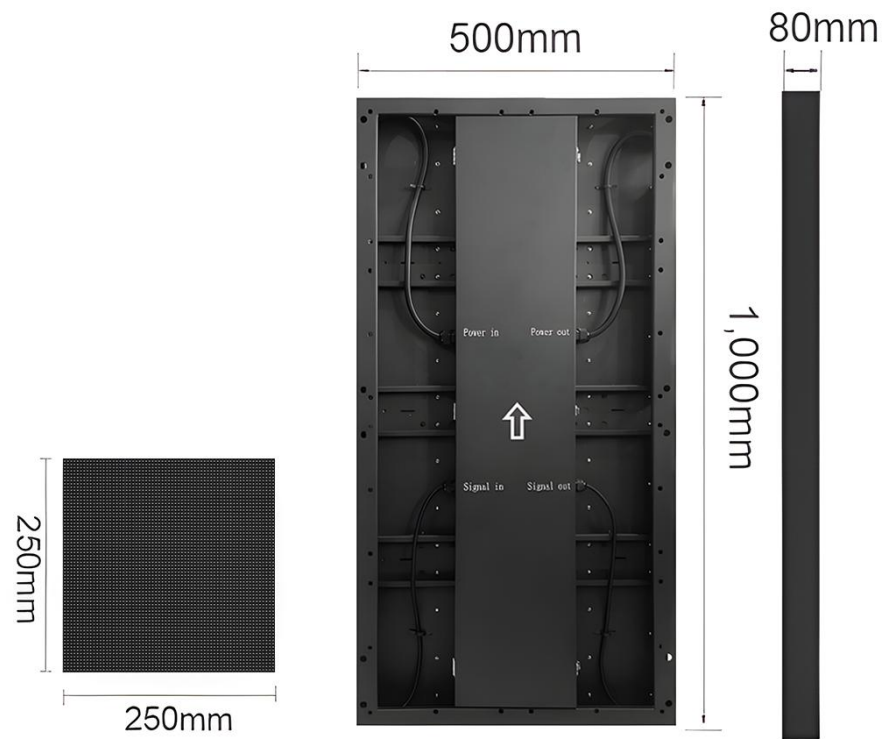
 14bits

## Slim and lightweight design

The iron cabinet only weights 23kgs which is lighter than conventional cabinets in the market. Lighter cabinets provide more convenience for installation and maintenance. 0.5m by 1m panel size can be easily assembled into big screen of different dimensions.

- 0.5m(w) x 1m(h)
- 80mm thickness
- 23kgs weight

The pixel pitch P2.5, P2.6, P2.9, P3.9, P4.8,P5.2, and P6.25 are available.



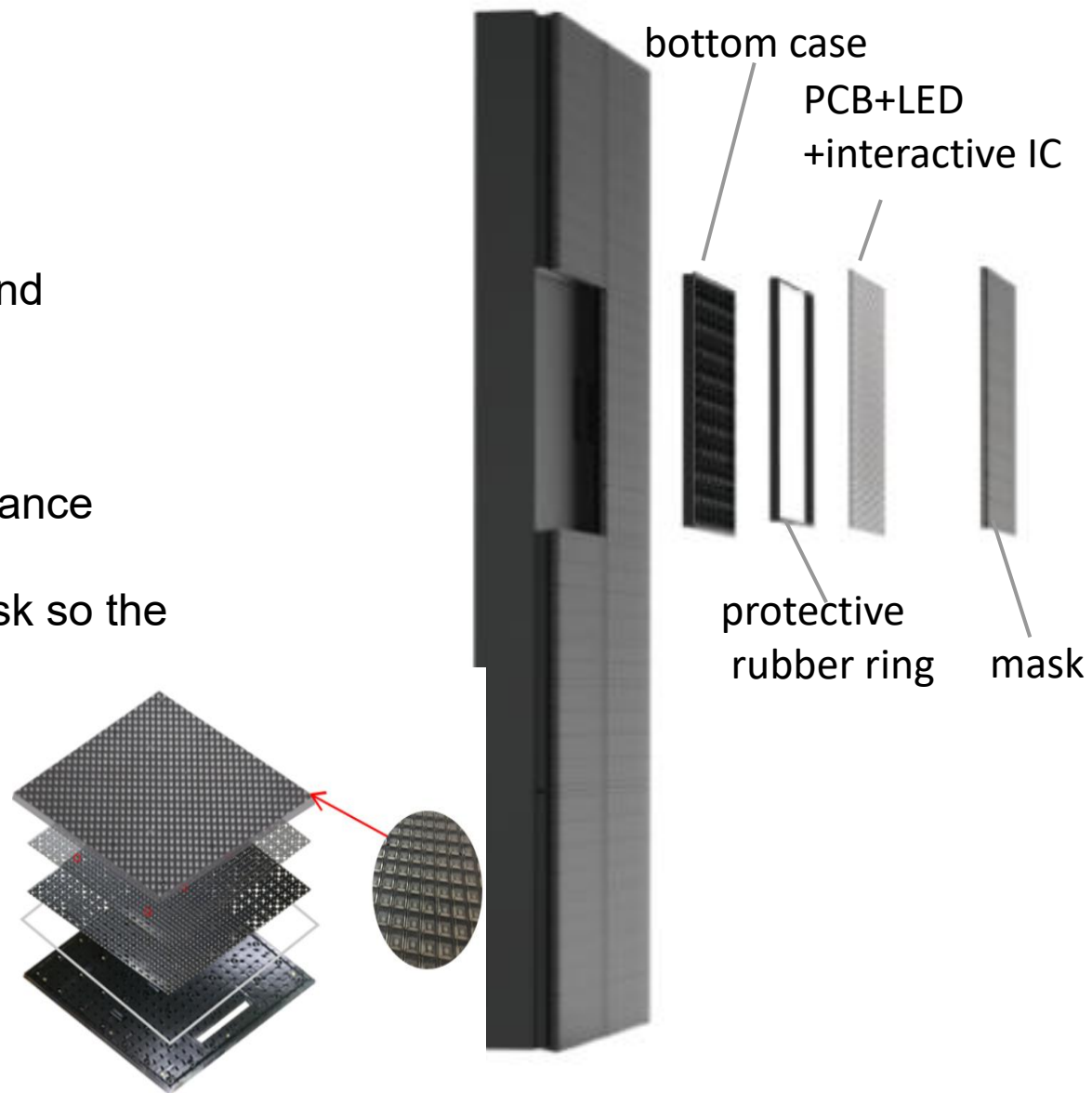
## High Load-bearing Capacity

- Each square meter can bear 2200kg
- It has excellent load-bearing performance thanks to the following points:
  - 1) The cabinet material is strong, and the board is 1.5
  - 2) Multilayer subdivision PC mask is used
  - 3) One cabinet (is equipped) with 4 adjustable feet which support adjustable height: 130mm-170mm
- Special reinforcement structure and wire buckle design greatly enhance the stability of the cabinet.




## Strong PC Mask Design

- Using private mode anti-scratch mask
- The mask convex design enhances the wear resistance and scratch resistance of the module surface
- IP54. Protective rubber ring enhances waterproof performance
- Enough distance reserved between the LEDs and the mask so the LEDs won't be influenced when people standing on
- Multilayer subdivision PC mask is stronger to realize high protection level



## Interactive Induction

- One module has 8 built-in chips to achieve the fast response time: 0.016s.
- Adjustable sensitivity. The reaction speed and time can be changed on the software according to different needs.
- The response speed of the built-in chip is much faster than that of the radar sensor.





## Comparison of radar sensing and build-in chip sensing

- Radar sensing sensitivity is lower than chip sensing.

Radar-sensed signals are vulnerable to interference, if the radar device is blocked, corresponding interaction will disappear.

The gravity sensing chip senses according to the force of people stepping on the ground, it can detect 1,000 people at the same time without any delay. There will be no failure point.



## Cabinet Front Maintenance

Magnetic suction cabinet design, supporting arbitrary removal of the cabinet without affecting the normal operation of other parts.

Also it's more convenient for replacing the modules.



## Good heat dissipation


The back cover of cabinet and power box are made of aluminum, which makes the cabinet more durable and highly stable. Meanwhile, heat dissipation of aluminum is much better than other materials in the market. As the electronic components can be cooled down quickly, their lifespan will be longer.





## Patch design to fix cables

Each cabinet has patches for fixing cables. The vibration generated when stepping on the screen will not cause the wire to loosen. And the inner layout will be neater.



## High brightness up to 1500nits

Unlike the regular indoor screens only reach 800nits brightness, our product can reach 1500nits since we use outdoor LEDs. And it has better moisture resistance.



## Multiple installation modes

- Tiled installation
- Wall installation
- Stairs installation





## Application Fields

- Shopping Mall
- Hotel and Restaurants
- Exhibition Center
- Entertainment Center



Item	P2.5	P2.6	P2.9	P3.9	P4.8	P5.2	P6.25
Pixel Pitch	2.5	2.6	2.976	3.91	4.81	5.2	6.25
LED Type	SMD1415	SMD1415	SMD1415	SMD1921	SMD1921	SMD1921	SMD1921
Module Resolution	100dots x 100dots	96dots x 96dots	84dots x 84dots	64dots x 64dots	52dots x 52dots	48dots x 48dots	40dots x 40dots
Driving Mode	1/21scan	1/21scan	1/21scan	1/16scan	1/13scan	1/12scan	1/10scan
Module Pixels	10000dots	9216dots	7056dots	4096dots	2704dots	2304dots	1600dots
Module Size	250mm x 250mm	250mm x 250mm	250mm x 250mm	250mm x 250mm	250mm x 250mm	250mm x 250mm	250mm x 250mm
Cabinet Size	500mm x 500mm	500mm x 500mm	500mm x 1000mm	500mm x 1000mm	500mm x 1000mm	500mm x 1000mm	500mm x 1000mm
Cabinet Resolution	200dots x 200dots	192dots x 192dots	168dots x 336dots	128dots x 256dots	104dots x 208dots	96dots x 192dots	80dots x 160dots
Pixel Density	160000dots/m²	147456dots/m²	112896dots/m²	65536dots/m²	43264dots/m²	36864dots/m²	25600dots/m²
Minimum Viewing Distance	≥2.5m	≥2.6m	≥2.9m	≥3.9	≥4.8	≥5.2	≥6.25
Brightness	900nits-1500nits	900nits ~1500nits	900nits~1500nits	900nits~1800nits	900nits~3000nits	900nits~3000nits	900nits~3000nits
IP Grade	IP54/IP45	IP54/IP45	IP54/IP45	IP54/IP45	IP54/IP45	IP54/IP45	IP54/IP45
Refresh rate	1920~3840Hz	1920~3840Hz	1920~3840Hz	1920~3840Hz	1920~3840Hz	1920~3840Hz	1920~3840Hz
Gray Scale	14bit	14bit	14bit	16bit	16bit	16bit	16bit
Viewing Angle	110°/110°(H/V)	110°/110°(H/V)	110°/110°(H/V)	110°/110°(H/V)	110°/110°(H/V)	110°/110°(H/V)	110°/110°(H/V)
Maximum Power Consumptio	200W/Panel	200W/Panel	400W/Panel	400W/Panel	400W/Panel	400W/Panel	400W/Panel
Average Power Consumption	100W/Panel	100W/Panel	200W/Panel	200W/Panel	200W/Panel	200W/Panel	200W/Panel
Input Voltage	100~240V AC 50-60Hz	100~240V AC 50-60Hz	100~240V AC 50-60Hz	100~240V AC 50-60Hz	100~240V AC 50-60Hz	100~240V AC 50-60Hz	100~240V AC 50-60Hz
Operating Temperature	-10℃~~+60℃	-10℃~~+60℃	-10℃~~+60℃	-10℃~~+60℃	-10℃~~+60℃	-10℃~~+60℃	-10℃~~+60℃
Operating Humidity	10~90%RH	10~90%RH	10~90%RH	10~90%RH	10~90%RH	10~90%RH	10~90%RH
Cabinet Material	Iron	Iron	Iron	Iron	Iron	Iron	Iron
Cabinet Weight	11.5kg	11.5kg	11.5kg	25kg	25kg	25kg	25kg
Operating System	Windows(win7,win8,etc)	Windows(win7,win8,etc)	Windows(win7,win8,etc)	Windows(win7,win8,etc)	Windows(win7,win8,etc)	Windows(win7,win8,etc)	Windows(win7,win8,etc)
Signal Source Compatibility	DVI , HDMI	DVI, HDMI	DVI, HDMI	DVI, HDMI	DVI, HDMI	DVI, HDMI	DVI, HDMI